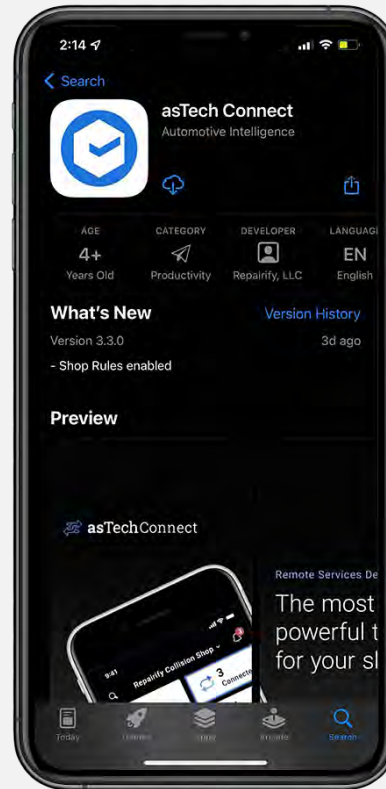


asTech®

Application Conversion
Quick Start Guide

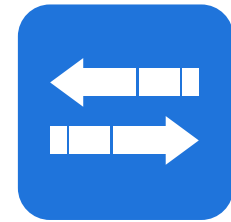
1 Download the new
asTech App



Use your mobile
device's application
store to download the
asTech App.

2 Switch modes on your
asTech device

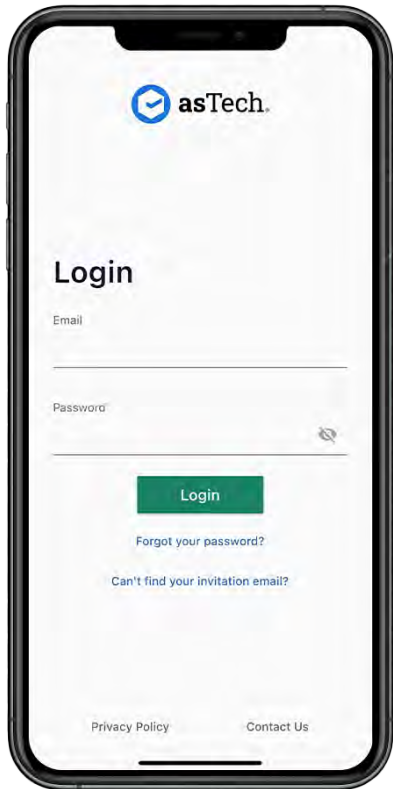
8x



* This button is yellow on older units.

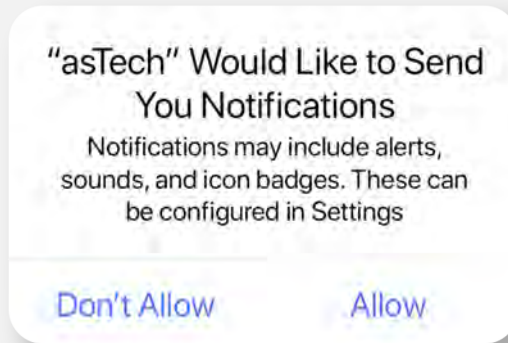
Switch modes on your
asTech device by
pressing the blue
Bluetooth button 8 times
in rapid succession.

3 Log in using your asTech credentials



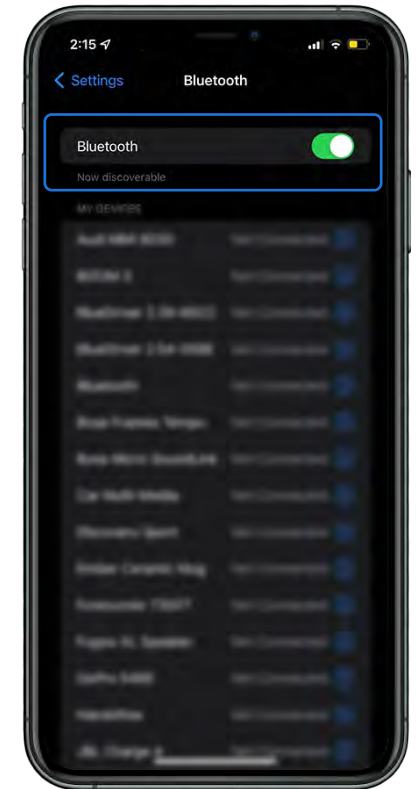
Log in to the asTech App using your existing credentials.

4 Enable notification permissions



We recommend allowing notifications when prompted.

5 Enable bluetooth



Enable Bluetooth on your mobile device.

* Please delete the Duo app from your mobile device once you've set up the new asTech App.